

Edge Lit LED Exit Sign

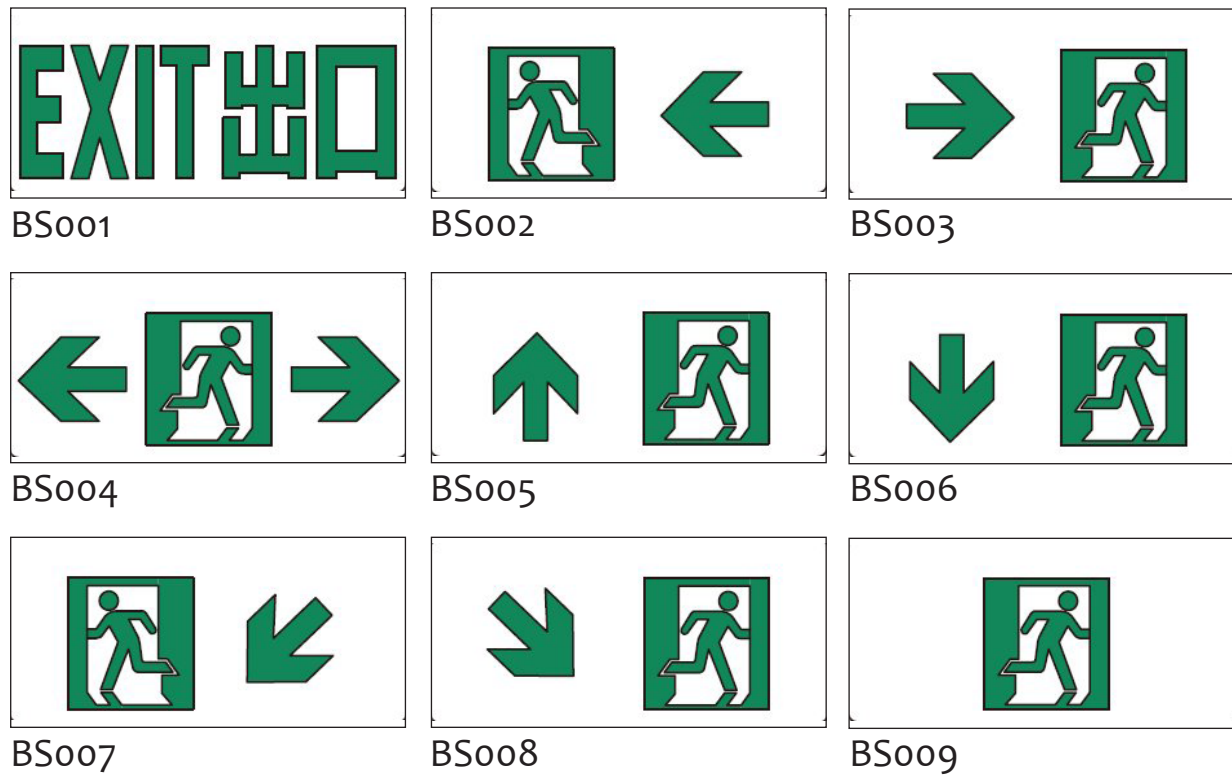


LED Exit Sign Box




Exit Sign

Legend



We can provide special made EXIT sign panels and other signs upon customer required.





LED Exit Sign Box

Monthly Self-Test Function

Model: BS-T

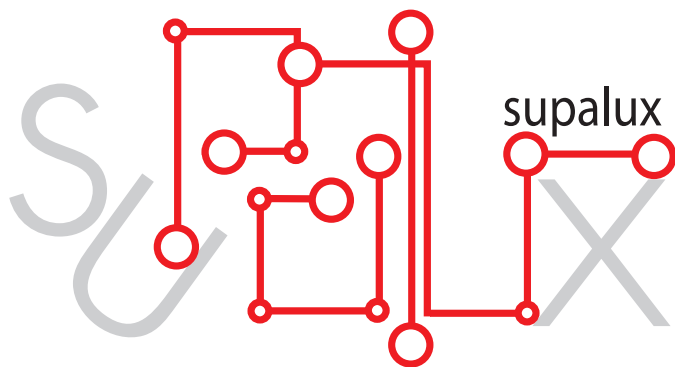
SPECIFICATION

Model No.	BS-T
Installation Mode	Top / Back / Side
Words Display	Single Side Luminescence
Light Source	12 pieces high intensity SMD2835 WHITE LEDs
Housing	Powder-coated Mild Steel
Input Voltage	AC 180V~242V, 50Hz
Rechargeable Battery	Ni-MH 4.8V 2000mAh
Power Consumption	≤ 3.8W
Charging Time	≤ 12 hours
Battery Power-on Time	≥ 3 Hours
System Mode	Maintained Type
Operation Temperature	0°C~50°C
LED Operating Life	≥50000 Hours
Battery Charge and Discharge Life Span	Approx. 4 year
Outside Features	"Red, Yellow, Green" indication light & "Test" switch
LED Indicators	"Green" LED "Flashing" Charging "Green" LED "ON" Fully Charge "Yellow" LED "Flashing" Battery / Lamp Fault "Red , Green ,Yellow" LED"ON" Self-test Fault "Red" LED "ON" Main "Red" LED "Flashing" indicating self-testing
Test Button	Press type
Self-Test Function	<ul style="list-style-type: none"> • System timer will start to count once the mains power is connected. • Self-Testing will work automatically on every 30 Days. • RED LED indicator will be flashing during self-testing. • Time schedule for the battery discharging is follow FSD PPA 104(A) 4th Revision as below: - Monthly: Not exceeding one quarter of rated duration
Testing Standard	HKFSD Codes of Practice for minimum service installations and equipments (April 2012) Clause 5.10 Exit Sign BS EN 60598-2-22:2008, BS 5266-1:2012, BS 5499-3:1990



DIMENSION (mm) OVERALL VISIBLE PART: L410 x H150 x W55 mm



**Web Site**

<http://www.sl-led-application.com>

E-mail

info@sl-led-application.com

Tel

852 – 2370 9394

Fax

852 – 2743 1123

Address

Unit 202A, 20/F., Tak King Industrial Building,
27 Cheung Lee Street, Chai Wan, Hong Kong.

Editor

Au Pui Man
(openopw@gmail.com)